

GENERAL NOTES

- 1. CONTRACTOR SHALL VERIFY DIMENSIONS IN FIELD PRIOR TO PROCEEDING WITH ANY WORK.
2. THESE DOCUMENTS HAVE BEEN PRODUCED TO THE BEST OF THE ENGINEER'S ABILITY FROM AVAILABLE EXISTING INFORMATION AND/OR SURVEY OF FIELD CONDITIONS...

POST CONSTRUCTION PHASE GENERAL NOTES

CONTRACTOR SHALL PROVIDE RECORD DRAWINGS TO ENGINEER. DRAWINGS SHALL INCLUDE ALL ADDENDUM ITEMS, ACCEPTED REQUESTS FOR INFORMATION (RFIS), CHANGE ORDERS, ALTERATIONS, REROUTING, FIELD SKETCHES, MARK-UPS, ETC.

SCOPE

THE SCOPE OF WORK COVERED HEREIN CONSISTS OF FURNISHING ALL LABOR, MATERIALS, NECESSARY EQUIPMENT, AND SERVICES TO COMPLETE THE DESIGN AND RELATED WORK IN FULL ACCORDANCE WITH THESE DRAWINGS...

CODES, RULES, PERMITS, AND FEES

THE CONTRACTOR (MECHANICAL, ELECTRICAL AND PLUMBING) IS GENERALLY RESPONSIBLE TO ENSURE ALL WORK, BOTH OLD AND NEW, COMPLIES WITH THE APPLICABLE CODE (SPECIFIED BY THE JURISDICTION IN WHICH THE WORK IS BEING COMPLETED) AS WELL AS ANY APPLICABLE LOCAL CODES, STATE CODES, ADDENDUMS, AND ORDINANCES.

SHOP DRAWINGS

SHOP DRAWINGS FOR MATERIALS OR PRODUCTS SPECIFIED HEREIN AND/OR INDICATED ON DRAWINGS BY TRADE NAME, MANUFACTURER'S NAME OR CATALOG NUMBER SHALL BE PROVIDED AS SPECIFIED.

COOPERATION WITH OTHER TRADES

THE SUBCONTRACTOR SHALL GIVE FULL COOPERATION TO OTHER TRADES AND SHALL FURNISH, IN WRITING, TO THE CONTRACTOR, WITH COPIES TO THE ENGINEER (OR ARCHITECT), ANY INFORMATION NECESSARY TO PERMIT THE WORK OF ALL TRADES TO BE INSTALLED SATISFACTORILY...

CUTTING, PATCHING AND FINISHING

UNLESS NOTED OTHERWISE THE CONTRACTOR SHALL DO ALL CUTTING, DRILLING, ETC. REQUIRED FOR WORK UNDER THIS SECTION OF THE SPECIFICATION, INSIDE THE BUILDING.

MATERIAL AND WORKMANSHIP

ALL MATERIALS AND APPARATUS REQUIRED FOR THE WORK SHALL BE NEW UNLESS INDICATED OTHERWISE IN THE PLANS.

RECORD DRAWINGS

THE CONTRACTOR SHALL KEEP ACCURATE RECORDS OF CHANGES OR ALTERATIONS DURING THE ACTUAL CONSTRUCTION PROCESS IF DIFFERENT FROM THE PLANS.

THE CONTRACTOR SHALL PROVIDE THE OWNER WITH A REPRODUCIBLE SET OF PLANS FOR EACH DISCIPLINE OF THE COMPLETE INSTALLATION ALONG WITH FIRE ALARM SYSTEM, AS INSTALLED. THE SCALE ON THESE DRAWINGS SHALL BE NO SMALLER THAN THE SCALE USED ON THE ORIGINAL PLANS.

TESTING

FINAL TESTS SHALL BE MADE ONLY AFTER THE ENGINEER IS SATISFIED THAT ALL WORK HAS BEEN COMPLETED.

FINAL ACCEPTANCE

AFTER TESTING, A FINAL INSPECTION SHALL BE MADE BY THE ENGINEER AND OTHER AUTHORIZED PERSONS WITH THE CONTRACTOR.

FINAL ACCEPTANCE OF THE PROJECT SHALL NOT SUPERSEDE THE OWNER'S RIGHT TO REQUIRE REPLACEMENT AND/OR REPAIR ANY DEFECTIVE WORK OR MATERIALS.

MECHANICAL GENERAL NOTES

- 1. UNLESS NOTED OTHERWISE, BRANCH DUCTS TO INDIVIDUAL REGISTERS, DIFFUSERS AND GRILLES SHALL BE SAME SIZE AS NECK INLET.
2. PROVIDE EQUIPMENT SCHEDULED OR INDICATED ON THE DRAWINGS BUT NOT INCLUDED WITHIN THE SPECIFICATIONS.
3. ELECTRICAL CHARACTERISTICS OF MECHANICAL EQUIPMENT SHALL BE VERIFIED WITH ELECTRICAL DRAWINGS PRIOR TO EQUIPMENT ORDER RELEASE...

CODES

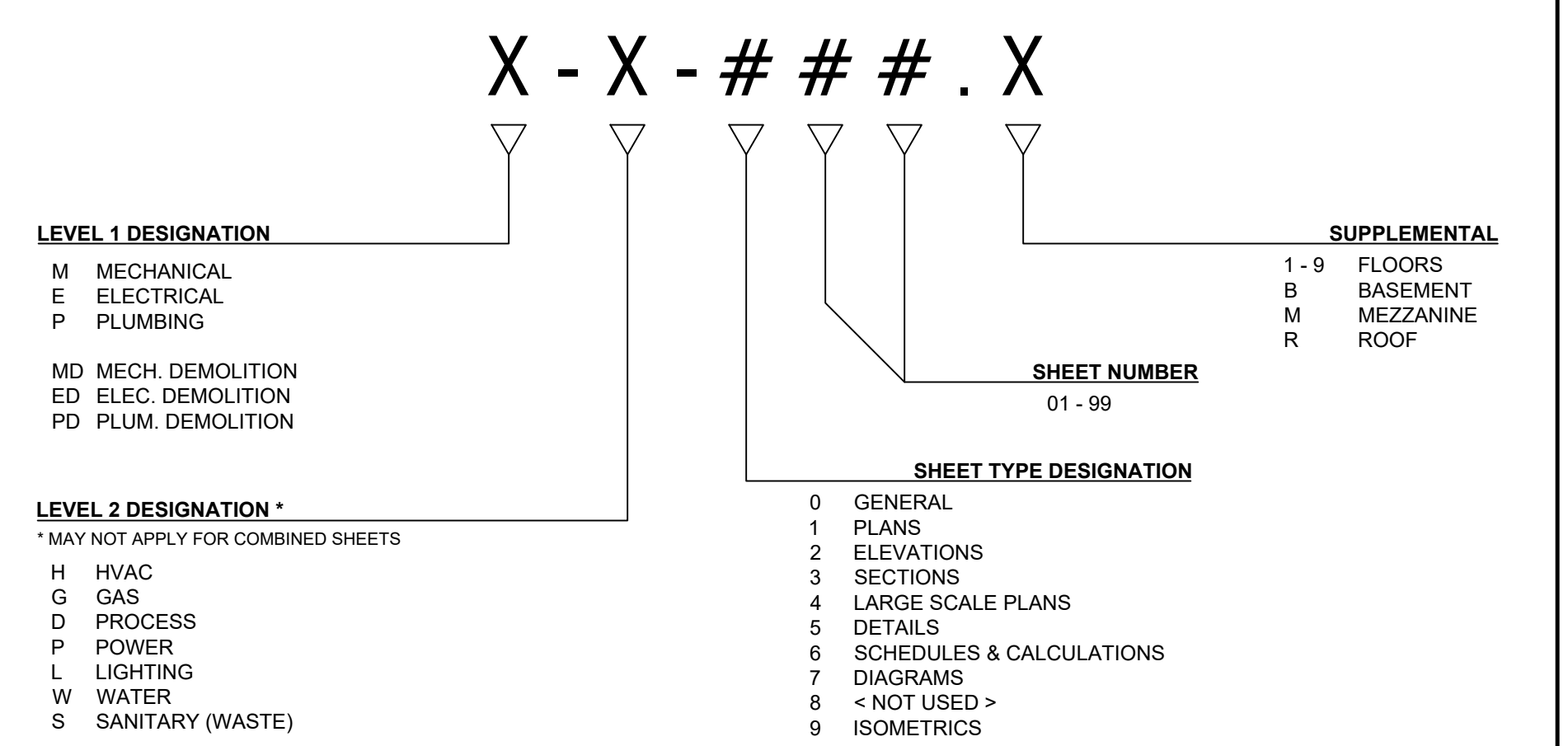
WHERE APPLICABLE, THE GUIDANCE SET FORTH IN THE 2015 IECC CODE SHALL GOVERN THE SCOPE OF WORK UNDER THIS CONTRACT. THE CODE SECTIONS RELATING TO THE MECHANICAL SCOPE OF WORK INCLUDE, BUT ARE NOT LIMITED TO:

Table listing code sections: SECTION 302 - DESIGN CONDITIONS; SECTION 303 - MATERIALS, SYSTEMS AND EQUIPMENT; SECTION 402 - BUILDING ENVELOPE REQUIREMENTS; SECTION 403 - BUILDING MECHANICAL SYSTEMS; SECTION 406 - ADDITIONAL EFFICIENCY PACKAGE OPTIONS; SECTION 407 - TOTAL BUILDING PERFORMANCE; SECTION 408 - SYSTEM COMMISSIONING; SECTION 501 - GENERAL; SECTION 502 - ADDITIONS; SECTION 503 - ALTERATIONS; SECTION 504 - REPAIRS; SECTION 505 - CHANGE OF OCCUPANCY OR USE.

LEGEND AND SYMBOLS

Legend and Symbols section containing: TRANSITIONS, PROCESS PIPING, PROCESS FLOW DIAGRAM, HVAC SYSTEM, GAS SYSTEM, GENERAL, and ABBREVIATIONS. Includes symbols for pipe caps, diffusers, dampers, valves, gauges, and various system types.

SHEET NOMENCLATURE



REVISIONS table with columns for DATE and FOR. Includes a professional engineer seal for the State of Colorado, dated 01.04.2022.

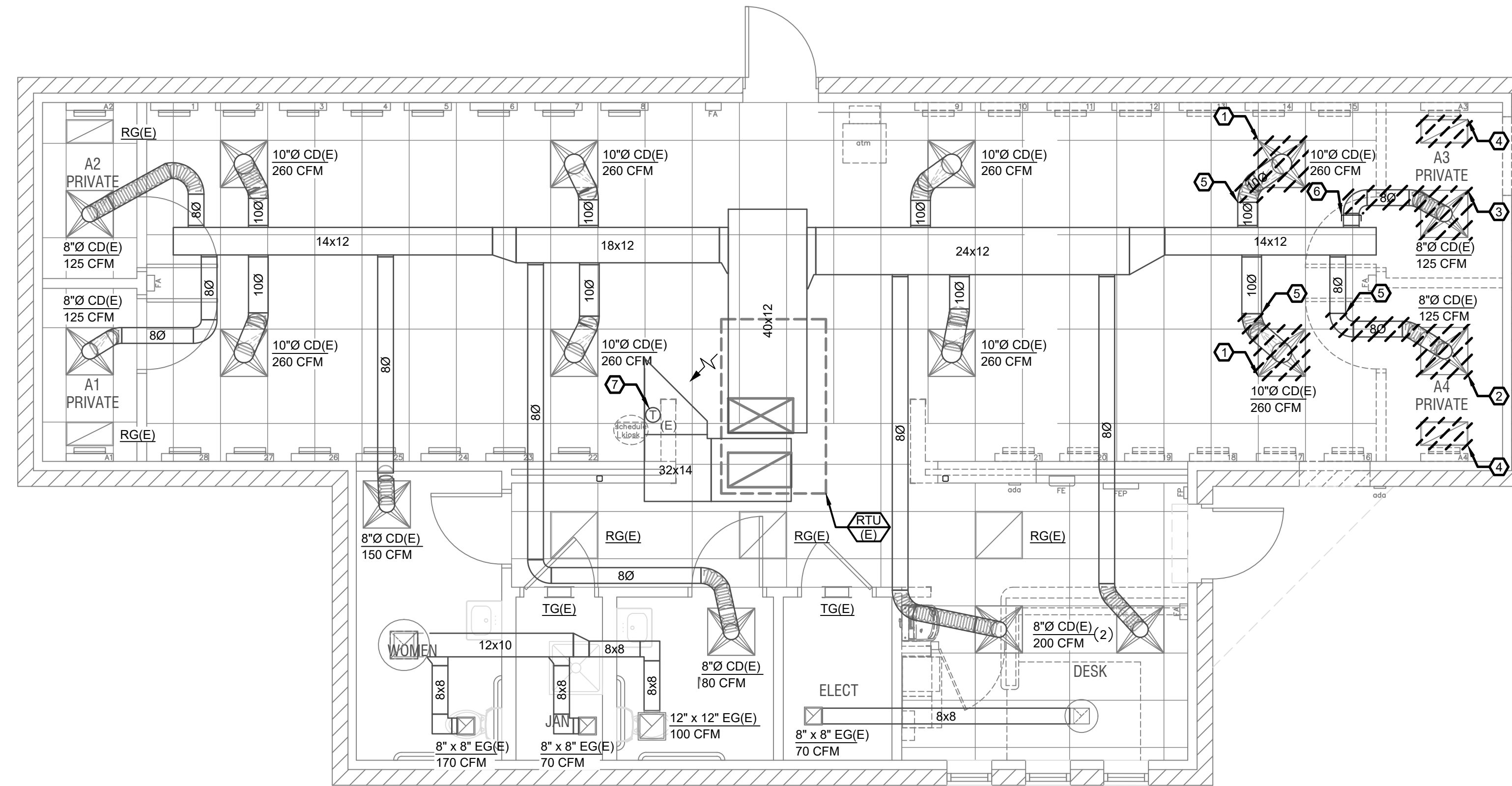
TDG Architecture logo and contact information: 201 East Las Animas Street, Suite 113, Colorado Springs, CO 80903. Phone: 719.623.8641.

EL PASO COUNTY logo and name.

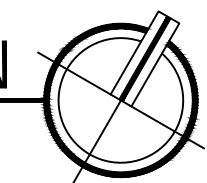
EL PASO COUNTY JAIL VISITOR CENTER VIDEO VISITATION REMODEL 2727 E. LAS VEGAS STREET COLORADO SPRINGS, CO LEGEND, NOTES AND SPECIFICATIONS

DATE: 01/04/22 DRAWN BY: JLV CHECKED BY: AIS PROJECT NO: 5136-21-09 SHEET NO: M-001

PLT DATE: 01/04/22 8:25 AM BR: EBNK PROJ: FILE: P:\Terminal Design Group\CAD Video Visitation Remodel\Mechanical\CAD Video Visitation Remodel - Mechanical.dwg



**HVAC DEMOLITION PLAN**  
SCALE: 1/4" = 1'-0"



**GENERAL NOTES:**

EXISTING CONDITIONS HAVE BEEN COMPLETED TO THE BEST OF THE ENGINEER'S ABILITY. SHOULD EXISTING CONDITIONS DIFFER FROM LAYOUT SHOWN, CONTRACTOR SHALL NOTIFY AND COORDINATE WITH ENGINEER TO ADDRESS ANY DISCREPANCIES.

**DEMOLITION KEY NOTES:**

- ① REMOVE AND PROTECT EXISTING 10"Ø CEILING DIFFUSER FOR RELOCATION. SEE HVAC NEW WORK PLAN ON SHEET M-H-101 FOR NEW LOCATION.
- ② REMOVE AND PROTECT EXISTING 8"Ø CEILING DIFFUSER FOR RELOCATION. SEE HVAC NEW WORK PLAN ON SHEET M-H-101 FOR NEW LOCATION.
- ③ REMOVE EXISTING 8"Ø CEILING DIFFUSER AND RETURN TO OWNER.
- ④ REMOVE EXISTING RETURN GRILLES AND RETURN TO OWNER.
- ⑤ DEMOLISH EXISTING DUCT TO BE REPLACED WITH NEW FLEX DUCT.
- ⑥ DEMOLISH EXISTING DUCT WORK TO APPROXIMATE LOCATION AND CAP AT TRUNK.
- ⑦ REMOVE EXISTING THERMOSTAT AND PROTECT TO RELOCATE.

**REVISIONS**

DATE	FOR




**51EC INC.**

31 NORTH TEJON ST, SUITE 304  
COLORADO SPRINGS, CO 80903  
FIFTYONECO.COM  
T 719.368.7394

**TDG Architecture**

201 East Las Animas Street, Suite 113  
Colorado Springs, CO 80903  
719.623.6641 (Phone)  
719.623.6643 (Fax)



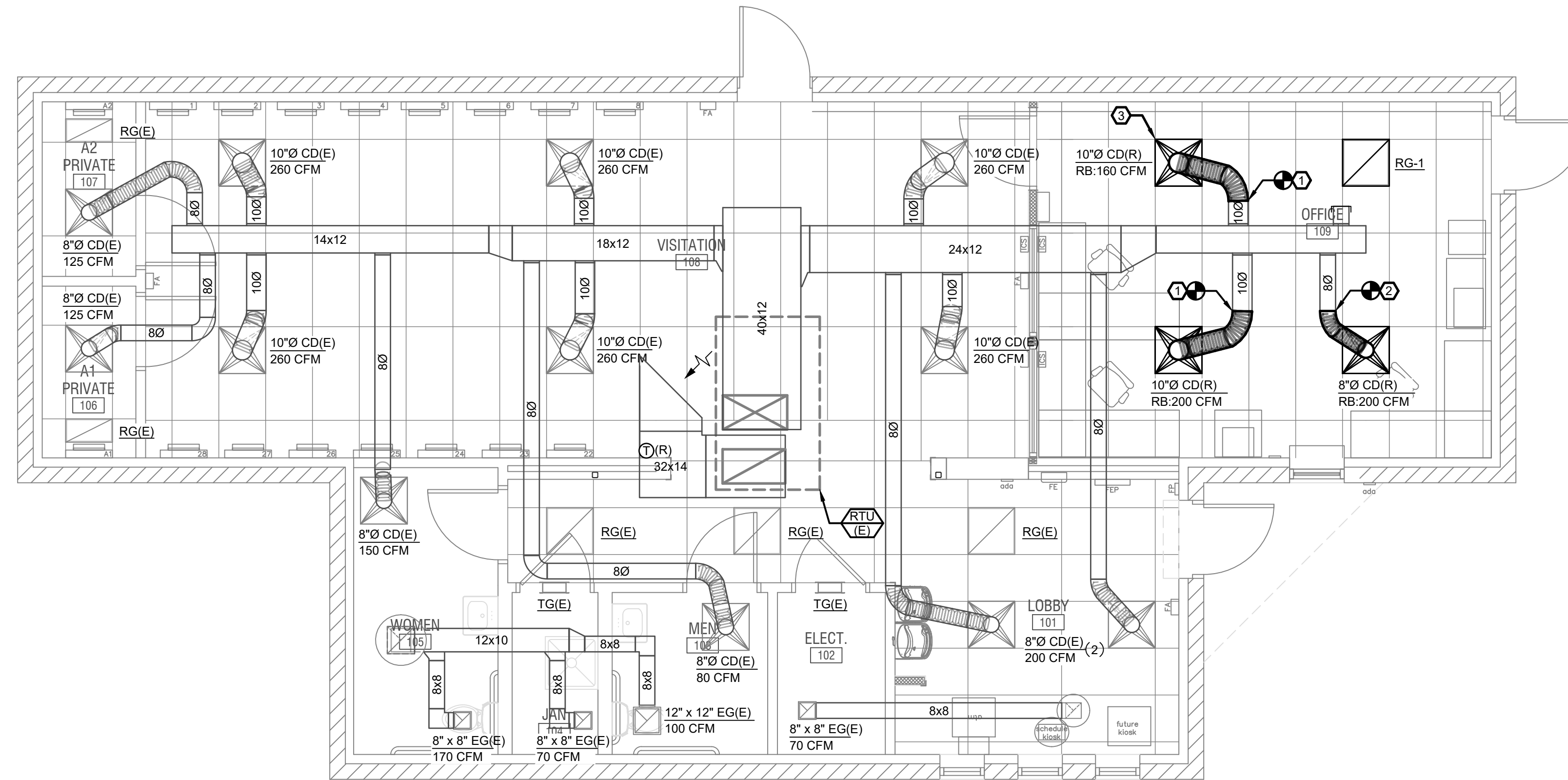
**EL PASO COUNTY  
JAIL VISITOR CENTER  
VIDEO VISITATION REMODEL  
2727 E. LAS VEGAS STREET  
COLORADO SPRINGS, CO**

**HVAC  
DEMOLITION PLAN**

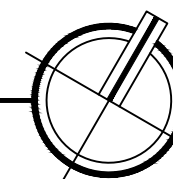
DATE: 01/04/22  
DRAWN BY: JLV  
CHECKED BY: AIS  
PROJECT NO: 5136-21-09  
SHEET NO:

**MD-H-101**

PLT DATE: 01/04/22 8:25 AM BR: EBNK PROJ: FILE: P:\Terminal Design Group\CAD Video Visitation Remodel\Mechanical\CAD Video Visitation Remodel - Mechanical.dwg



**HVAC NEW WORK PLAN**  
SCALE: 1/4" = 1'-0"




**GENERAL NOTES:**

ALL PIPING PENETRATIONS THROUGH RATED ASSEMBLIES ARE TO BE SEALED AND PROTECTED BY FIRE RESISTANT CAULKING.

**NEW WORK KEY NOTES:**

- ① CONTRACTOR TO RECONNECT RELOCATED CEILING DIFFUSER TO EXISTING 10" DUCT USING NEW FLEX DUCT.
- ② CONTRACTOR TO RECONNECT RELOCATED CEILING DIFFUSER TO EXISTING 8" DUCT USING NEW FLEX DUCT.
- ③ CLEAN AND RELOCATE EXISTING DIFFUSER. (TYPICAL OF 3)

REVISIONS		
DATE	FOR	



**51EC INC.**  
31 NORTH TEJON ST, SUITE 304  
COLORADO SPRINGS, CO 80903  
FIFTYONEC.COM  
T 719.368.7394

**TDG Architecture**

201 East Las Animas Street, Suite 113  
Colorado Springs, CO 80903  
719.623.6641 (Phone)  
719.623.6643 (Fax)

**EL PASO COUNTY**

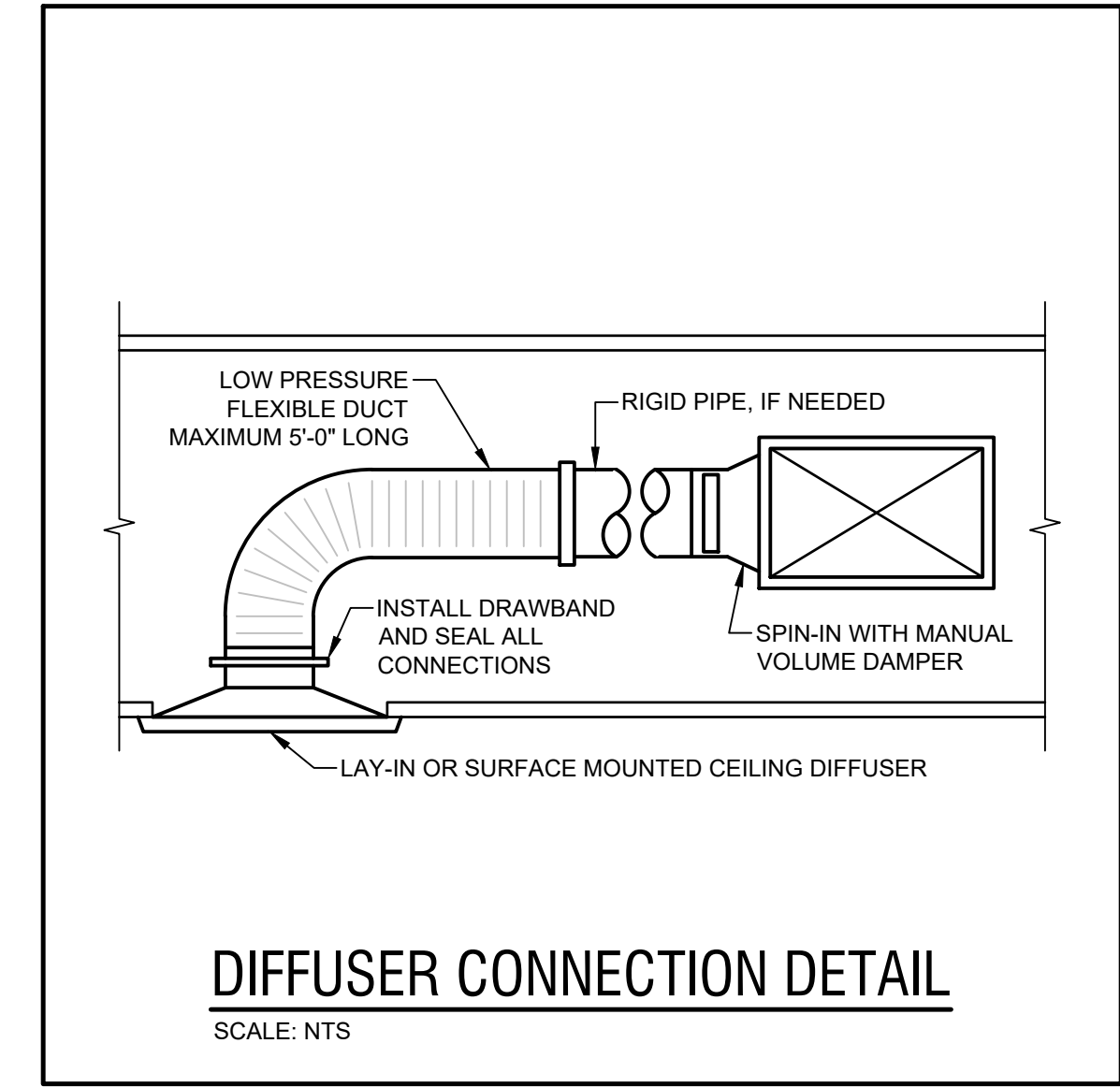
**EL PASO COUNTY  
JAIL VISITOR CENTER  
VIDEO VISITATION REMODEL  
2727 E. LAS VEGAS STREET  
COLORADO SPRINGS, CO**

HVAC  
NEW WORK PLAN


DATE: 01/04/22  
DRAWN BY: JLV  
CHECKED BY: AIS  
PROJECT NO: 5136-21-09  
SHEET NO:

**M-H-101**

PLT DATE: 01/04/22 8:25 AM BR: EDRK PROJ: FILE: P:\Terminal Design Group\CAD Video Visitation Remodel\Mechanical\CAD Video Visitation Remodel - Mechanical.dwg




REVISIONS		
DATE	FOR	



**51EC INC.**  
31 NORTH TEJON ST, SUITE 304  
COLORADO SPRINGS, CO 80903  
FIFTYONEEC.COM  
T 719.368.7394

**TDG Architecture**  
201 East Las Animas Street, Suite 113  
Colorado Springs, CO 80903  
719.623.6641 (Phone)  
719.623.6643 (Fax)



**EL PASO COUNTY**  
JAIL VISITOR CENTER  
VIDEO VISITATION REMODEL  
2727 E. LAS VEGAS STREET  
COLORADO SPRINGS, CO

DATE: 01/04/22
DRAWN BY: JLV
CHECKED BY: AIS
PROJECT NO: 5136-21-09
SHEET NO:
<b>M-501</b>

### OUTSIDE AIR SCHEDULE

UNIT TAG NO.	MAXIMUM UNIT CFM	OUTSIDE AIR CAPABLE (%)	ROOM	ROOM AREA (SF)	OCCUPANCY CLASSIFICATION	IMC TABLE 403.3.1.1 SUB-NOTE	Ez	OCC.	Rp	Ra	EXHAUST			Pz	Vbz	Voz	EXHAUST CFM DESIGNED PER ROOM	OUTSIDE AIR CFM DESIGNED PER ROOM
							IMC TABLE 403.3.1.1.1.2 EFFECTIVENESS FACTOR	OCCUPANT DENSITY (# / 1000 SF)	CFM / PERSON	CFM / SF	CONTINUOUS EXHAUST	NUMBER OF FIXTURES	CFM / SF OR CFM / FIXTURE	ZONE POPULATION	BREATHING ZONE CFM	MINIMUM OUTSIDE AIR CFM REQUIRED		
RTU-1 (E)	3000	25%	101	143	Main Entry Lobbies	-	0.8	10	5	0.06			0	1.4	16	20		100
			103	46	Toilet Rooms - PUBLIC	g, e	0.8	0	0	0	NO	1	0.0	0	0		20	
			105	76	Toilet Rooms - PUBLIC	g, e	0.8	0	0	0	NO		0.0	0	0	100	38	
			106	29	Office Spaces	-	0.8	5	5	0.06			0.1	2	3		31	
			107	30	Office Spaces	-	0.8	5	5	0.06	NO	1	0.2	3	3	170	31	
			108	573	Conference Rooms	-	0.8	50	5	0.06			28.7	178	222		390	
			109	295	Office Spaces	-	0.8	5	5	0.06			1.5	25	31		140	
SYSTEM TOTAL															279	270	750	

### GAS PIPING MATERIALS SCHEDULE

ALL PIPE AND FITTINGS LISTED ARE ONLY TO BE USED WHERE PERMITTED BY CODE	
1/2" TO 2-1/2"	THREADED BLACK IRON
3" TO 12"	WELDED BLACK IRON

### HOT WATER PIPING MATERIALS SCHEDULE

ALL PIPE AND FITTINGS LISTED ARE ONLY TO BE USED WHERE PERMITTED BY CODE	
HEATING WATER	TYPE 1" COPPER PIPING, WITH SOLDERED OR BRAZED FITTINGS WITH BALL VALVES FOR SHUTOFF AND FLOW CONTROL. ALTERNATE: PEX-A WITH OXYGEN BARRIER, COLD-EXPANSION FITTINGS, AND GALVANIZED STEEL PIPE SUPPORTS
INSULATION	1-1/2" THICK CLOSED CELL FOAM (INTERIOR PIPING)

### EXISTING ROOFTOP UNIT SCHEDULE


MARK	MFR	MODEL #	WEIGHT (LBS)	TONS	INPUT (MBH)	ACFM	O/A	ESP	HP	VOLTS / Ø	MCA	MOCP	ECONOMIZER	SMOKE SHUTDOWN	NOTES
RTU(E)	TRANE	YSC090	1300 LBS	7.5	250	3000	25%	1.0	2.0	208 / 3Ø	45.8	50	EXISTING	EXISTING	1
NOTES:															
1	UNIT IS EXISTING. CONTRACTOR TO VERIFY CAPACITY AND CONDITION IS CONSISTENT WITH THE DATA IN THIS SCHEDULE AND NOTIFY ENGINEER OF ANY DISCREPANCIES.														

### GRILLE, REGISTER & DIFFUSER SCHEDULE

MARK	DESCRIPTION	MFR	MODEL #	MOUNTING	MODULE SIZE	ACCESSORIES	NOTES
RG-1	PERFORATED RETURN GRILLE	KRUEGER	1190	LAY-IN	24"x24"	-	1
NOTES:							
1	CONTRACTOR TO MATCH EXISTING BUILDING STANDARDS.						
2							
3							

#### REVISIONS

DATE	FOR



**51EC INC.**

31 NORTH TEJON ST, SUITE 304  
 COLORADO SPRINGS, CO 80903  
 FIFTYONEEC.COM  
 T 719.368.7394

TDG Architecture

201 East Las Animas Street, Suite 113  
 Colorado Springs, CO 80903  
 719.623.6641 (Phone)  
 719.623.6643 (Fax)



EL PASO COUNTY  
 JAIL VISITOR CENTER  
 VIDEO VISITATION REMODEL  
 2727 E. LAS VEGAS STREET  
 COLORADO SPRINGS, CO

SCHEDULES  
 AND  
 CALCULATIONS

DATE: 01/04/22  
 DRAWN BY: JLV  
 CHECKED BY: AIS  
 PROJECT NO: 5136-21-09  
 SHEET NO:

M-601